




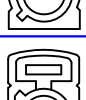




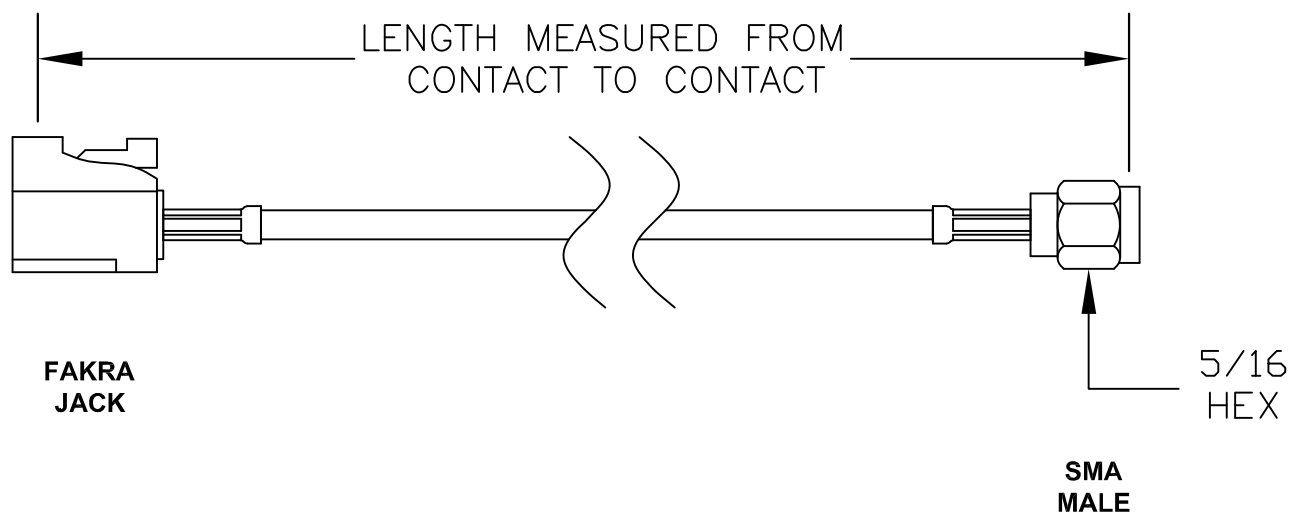
COMPONENTS	IMPEDANCE
FAKRA JACK	50 OHM
SMA MALE	50 OHM
RG174A/U	50 OHM

Standard Lengths	
-30	30CM
-60	60CM
-90	90CM
-120	120CM
-150	150CM
-XX	Custom Length centimeters

### Part Configurator

1. Replace Y with code.
2. Replace XX with length in inches.

CODING	JACK	COLOR	APPLICATION
A		BLACK	RADIO WITH PHANTOM SUPPLY
B		WHITE	RADIO WITHOUT PHANTOM SUPPLY
C		BLUE	GPS: TELEMATICS OR NAVIGATION
D		BORDEAUX	GSM: CELLULAR PHONE
H		VIOLET	GPS: TELEMATICS AND NAVIGATION
I		BEIGE	BLUETOOTH
K		CURRY	RADIO WITH IF OUTPUT (ANTENNA DIVERSITY)
Z		WATER BLUE	NEUTRAL CODING



**superbat**  
Shenzhen Superbat Electronics Co., Ltd.

TEL: 86-755-25614980

Mail box: [info@superbatrf.com](mailto:info@superbatrf.com)

Web site: <http://www.superbatrf.com>

Address:

7th Floor Comprehensive Building, Jiang Hao Technology Industrial Park, Ji hua Rd, ShenZhen, GD, China 518129

RF Cable Assemblies

DWG TITLE:

**AC-F03DSJ-S01SP-174**

DES. FAKRA JACK TO SMA MALE, RG174A/U COAX

#### Notes:

1. Unless otherwise specified all dimensions are nominal
2. All specifications are subject to change without notice at any time.
3. Dimensions are in inches.
4. Length tolerance is  $\pm 1.5\%$  or  $\pm 0.96\text{cm}$ , whichever is greater.